


How to deal with the carrier tape and the cover tape sealing crack

There are five forms of carrier tape sealing cracking. In particular, it is more important to seal products such as IC components (IC tape carriers) and lighter and thinner LED components (LED tape carriers).



1, the seal is cracked: this is completely unsuitable, want to stick and stick. This kind of cracking is more obvious. At first glance, it is not suitable, it does not match, and the cover tape can be replaced immediately. It will not cause large losses and is easier to control and avoid.




2, the seal is weak: the carrier tape and the cover tape are glued, but not sticky, and gently open. This is similar to the first one and can be found and replaced with a little care. In this case, the carrier tape and the cover tape itself are not matched, and it is not suitable. Due to the increased sealing strength or the use of higher

temperatures, although there is a certain viscosity, it is generally manifested very quickly.



3, strong adhesion: this seal is too strong, not easy to peel, easy to break. The sealing of the carrier tape and the cover tape is not a problem of strong adhesion. As long as it is suitable, the EIA specification stipulates 20g--80g. However, in use, it will be adjusted according to the components that are sealed. It is specifically determined by the preferences of itself and downstream customers. To determine the viscosity of multiple assemblies, use the "Tape Stripping Tester" to select the appropriate adhesion as long as the other four conditions do not occur.




4, overnight crack: This seal looks good, viscosity and strength is also appropriate, but after a day, some two to three days, there is a loose bond, also cracked. This kind of danger is dangerous. If you don't pay attention, it is easy to carry out the

sealing and aging test of the carrier tape and the cover tape. It is recommended that the customer use the tested cover tape.



5, plum point: this cracking, it is also good to start sealing, but after a little time, just at the bond between the carrier tape and the cover tape, a very slight white dot appears at the beginning, with the time of placement. The white spots continued to increase, and some white spots were connected together, and there was also a crack in the seal. This is the most dangerous, and some of the cover tape have also undergone aging tests. However, if the performance of the cover tape itself is unstable, the cracking of the plum blossom point will occur. It is recommended that customers seal the product and sample it before shipment, which will be safer.



Any interest, please contact us as following:

Email: jamestong@sewate.com

phone: +86 13622342848 James

website: www.sewate.com